



ASBK.COM.AU f t i y

Round 7 : Sydney Motorsport Park : November 1 - 3

SUPERBIKE MASTERS

Qualifying 1

Date: 02/11/19
Event: Q02
Weather: Sunny - Temp: 23.2C
Track: Dry - Temp: 34.7C

Started at: 09:25:01
Laps: 15 Min
Starters: 28
Printed at: 9:58

PROVISIONAL CLASSIFICATION

Pos	No	Name	Class	Machine	Fastest Lap	On Lap	Behind Leader	Behind Prev	Top Speed
1	37	John ALLEN (QLD) / Entrant Custom Coating & Maint. / Custom Coating and Maint. / Bridgestone		Yamaha OW31 750	1:38.413	2 of 2			242
2	79	Stephen KAIRL (NSW) / C&M Motorcycles / Prime Appliance Service		Yamaha FZR 1040	1:39.614	5 of 5	1.201	1.201	256
3	38	Stephen CRAIG (NSW) / Mototech / SOS Suspension / BTN Engineering		Suzuki GSXR 750	1:42.579	6 of 6	4.166	2.965	242
4	888	Mark McVEIGH (NSW) / MotoDNA		Yamaha FZR 1000	1:43.342	5 of 6	4.929	.763	248
5	76	Scott WEBSTER (VIC) / T & K Carney		Harris Suzuki 1200	1:43.643	6 of 8	5.230	.301	247
6	97	Stephen WARD (NSW) / Harvest Pools		Yamaha FZR 1000	1:44.490	5 of 5	6.077	.847	245
7	62	Phillip BURKE (NSW)		Honda RC30 750	1:45.211	7 of 7	6.798	.721	218
8	107	Roger GUNN (VIC)		Harris F1 1170	1:46.209	5 of 6	7.796	.998	231
9	24	Mick JOHNSTON (NSW) / Hogs Breath / VTwins		Ducati TTF1 985	1:46.349	3 of 4	7.936	.140	220
10	99	Anthony BANN (VIC)		Kawasaki ZXR 750	1:46.667	5 of 6	8.254	.318	233
11	612	Gregory JAMES (NSW)		Honda CB R 1100	1:47.467	3 of 5	9.054	.800	221
12	147	Greg DAL SANTO (NSW)		Ducati SS 700	1:49.491	6 of 7	11.078	2.024	185
13	75	Steven HARLEY (NSW)		Yamaha FZN 750	1:50.380	5 of 5	11.967	.889	212
14	92	Andrew GARRETT (NSW)		Suzuki GSXR 750	1:52.596	5 of 5	14.183	2.216	219
15	21	Denis ACKLAND (VIC) / AT Racing		Kawasaki Z 1260	1:52.985	4 of 6	14.572	.389	239
16	134	Mark RODDA (NSW) / Bolt Barn Lismore / Merrill Lismore		Suzuki GS S 1100	1:54.134	2 of 4	15.721	1.149	215
17	22	Karen WEBB (TAS) / EIEIO Superfund		Suzuki GSXR 749	1:54.173	5 of 7	15.760	.039	222
18	4	Patrick POVOLNY (NSW) / Truck-eez Transport Refrigeration & Repairs		Suzuki GSX 1100	1:55.133	6 of 7	16.720	.960	228
19	63	Gary NAYSMITH (QLD) / Torque Power Motorcycles		Kawasaki Z J 1166	1:55.467	4 of 6	17.054	.334	210
20	131	Paul RIGNEY (NSW) / HK 31		Harris Kawasaki 1170	1:56.546	2 of 3	18.133	1.079	220
21	816	Darren LARK (VIC)		Suzuki GSX 1150	2:04.600	7 of 7	26.187	8.054	211
22	89	Stuart WOODBURY (NSW) / Pickos Woody Racing / Pirelli / D Moto Motorcycle Eng. / Kenma		Yamaha FZR 1040	2:28.401	1 of 1	49.988	23.801	173

The results are provisional until the end of the time limit for protests and appeals.

Chief Timekeeper - Scott Laing

Clerk of Course - Tom Williams



www.computime.com.au
COMPUTIME RACE TIMING SYSTEMS PTY LTD





ASBK.COM.AU f t i y

Round 7 : Sydney Motorsport Park : November 1 - 3

SUPERBIKE MASTERS

Qualifying 1

Date: 02/11/19
Event: Q02
Weather: Sunny - Temp: 23.2C
Track: Dry - Temp: 34.7C

Started at: 09:25:01
Laps: 15 Min
Starters: 28
Printed at: 9:58

PROVISIONAL LAP TIMES

No	Name	Lap 1	Lap 2	Lap 3	Lap 4	Lap 5	Lap 6	Lap 7	Lap 8
4	Patrick POVOLNY (NSW)	2:28.841	1:58.286	1:56.614	1:56.001	1:55.289	1:55.133	1:56.718	
21	Denis ACKLAND (VIC)	2:28.830	1:58.110	1:53.955	1:52.985	1:53.507	1:53.234		
22	Karen WEBB (TAS)	1:57.255	1:56.227	1:56.143	1:54.699	1:54.173	1:55.257	1:55.121	
24	Mick JOHNSTON (NSW)	2:17.746	1:47.353	1:46.349	1:47.398				
37	John ALLEN (QLD)	1:46.889	1:38.413						
38	Stephen CRAIG (NSW)	2:18.666	1:46.865	1:44.797	3:26.232	1:43.860	1:42.579		
62	Phillip BURKE (NSW)	2:18.056	1:46.939	1:46.698	1:46.379	1:46.008	1:50.389	1:45.211	
63	Gary NAYSMITH (QLD)	4:46.963	1:56.712	1:56.237	1:55.467	1:56.762	1:56.127		
75	Steven HARLEY (NSW)	2:32.628	1:56.586	1:52.274	1:52.012	1:50.380			
76	Scott WEBSTER (VIC)	2:22.752	1:45.847	1:43.884	1:43.968	1:44.425	1:43.643	1:45.238	1:44.590
79	Stephen KAIRL (NSW)	2:09.776	1:43.770	1:44.227	1:42.131	1:39.614			
89	Stuart WOODBURY (NSW)	2:28.401							
92	Andrew GARRETT (NSW)	2:35.902	1:55.377	1:53.326	1:53.244	1:52.596			
97	Stephen WARD (NSW)	2:26.117	1:45.553	1:45.403	1:45.068	1:44.490			
99	Anthony BANN (VIC)	2:24.514	1:49.580	1:47.794	2:00.337	1:46.667	2:01.570		
107	Roger GUNN (VIC)	2:29.201	1:49.772	1:47.356	1:49.633	1:46.209	1:47.378		
131	Paul RIGNEY (NSW)	2:38.176	1:56.546	1:56.800					
134	Mark RODDA (NSW)	2:26.393	1:54.134	1:54.785	1:54.454				
147	Greg DAL SANTO (NSW)	2:33.664	1:51.209	1:51.905	1:50.853	1:50.669	1:49.491	1:53.086	
612	Gregory JAMES (NSW)	2:28.093	1:48.215	1:47.467	1:50.383	1:47.756			
816	Darren LARK (VIC)	2:50.884	2:10.656	2:10.093	2:08.955	2:07.732	2:05.753	2:04.600	
888	Mark McVEIGH (NSW)	1:45.335	1:45.815	1:45.267	1:43.685	1:43.342	1:45.315		

The results are provisional until the end of the time limit for protests and appeals.

Chief Timekeeper - Scott Laing

Clerk of Course - Tom Williams



www.computime.com.au
COMPUTIME RACE TIMING SYSTEMS PTY LTD





ASBK.COM.AU f t i y

Round 7 : Sydney Motorsport Park : November 1 - 3

SUPERBIKE MASTERS

Qualifying 1

Date: 02/11/19
 Event: Q02
 Weather: Sunny - Temp: 23.2C
 Track: Dry - Temp: 34.7C

Started at: 09:25:01
 Laps: 15 Min
 Starters: 28
 Printed at: 9:58

PROVISIONAL SPLIT TIMES

Lap	Split 1	Split 2	Split 3	Lap Time	Spd	Lap	Split 1	Split 2	Split 3	Lap Time	Spd
4 Patrick POVOLNY (NSW) (18th)						6	<u>31.339</u>	<u>43.650</u>	<u>27.590</u>	<u>1:42.579</u>	238
1	1:04.760	52.926	31.155	2:28.841		62 Phillip BURKE (NSW) (7th)					
2	37.190	50.440	30.656	1:58.286	227	1	1:00.863	47.253	29.940	2:18.056	
3	35.842	50.455	30.317	1:56.614	228	2	32.624	45.212	29.103	1:46.939	216
4	36.149	49.483	30.369	1:56.001	223	3	32.192	45.404	29.102	1:46.698	217
5	36.122	<u>49.075</u>	<u>30.092</u>	1:55.289	224	4	32.356	44.913	29.110	1:46.379	215
6	<u>35.526</u>	49.357	30.250	<u>1:55.133</u>	226	5	32.268	44.485	29.255	1:46.008	214
7	36.224	50.021	30.473	1:56.718	221	6	32.406	47.808	30.175	1:50.389	213
21 Denis ACKLAND (VIC) (15th)						7	<u>31.881</u>	<u>44.338</u>	<u>28.992</u>	<u>1:45.211</u>	214
1	1:01.949	55.098	31.783	2:28.830		63 Gary NAYSMITH (QLD) (19th)					
2	37.313	50.511	30.286	1:58.110	237	1	1:01.395	49.767	2:55.801	4:46.963	
3	35.374	48.783	29.798	1:53.955	239	2	36.156	48.693	31.863	1:56.712	190
4	34.999	<u>48.297</u>	29.689	<u>1:52.985</u>	239	3	35.614	48.899	31.724	1:56.237	190
5	35.292	48.428	29.787	1:53.507	238	4	<u>35.536</u>	<u>48.232</u>	<u>31.699</u>	<u>1:55.467</u>	196
6	<u>34.841</u>	48.929	<u>29.464</u>	1:53.234	235	5	35.973	48.881	31.908	1:56.762	210
22 Karen WEBB (TAS) (17th)						6	35.540	48.650	31.937	1:56.127	197
1	1:10.240	52.754	31.804	2:34.798		75 Steven HARLEY (NSW) (13th)					
2	36.518	50.000	30.737	1:57.255	216	1	1:05.192	54.985	32.451	2:32.628	
3	36.149	49.328	30.750	1:56.227	222	2	35.971	50.674	29.941	1:56.586	188
4	35.615	50.216	<u>30.312</u>	1:56.143	218	3	34.342	48.121	29.811	1:52.274	212
5	35.465	48.719	30.515	1:54.699	216	4	33.955	48.546	29.511	1:52.012	212
6	<u>34.849</u>	<u>48.581</u>	30.743	<u>1:54.173</u>	222	5	<u>33.688</u>	<u>47.260</u>	<u>29.432</u>	<u>1:50.380</u>	211
7	35.166	49.469	30.622	1:55.257	214	76 Scott WEBSTER (VIC) (5th)					
8	35.587	48.881	30.653	1:55.121	215	1	1:07.300	47.052	28.400	2:22.752	
24 Mick JOHNSTON (NSW) (9th)						2	32.685	45.276	27.886	1:45.847	244
1	59.291	48.729	29.726	2:17.746		3	31.810	44.427	<u>27.647</u>	1:43.884	247
2	33.094	45.530	28.729	1:47.353	217	4	31.680	<u>43.786</u>	28.502	1:43.968	243
3	<u>32.820</u>	<u>44.861</u>	<u>28.668</u>	<u>1:46.349</u>	220	5	32.204	44.128	28.093	1:44.425	247
4	32.837	45.603	28.958	1:47.398	217	6	<u>31.541</u>	44.418	27.684	<u>1:43.643</u>	245
37 John ALLEN (QLD) (1st)						7	31.939	45.199	28.100	1:45.238	242
1	1:02.307	46.343	27.981	2:16.631		8	32.496	44.243	27.851	1:44.590	239
2	32.205	46.585	28.099	1:46.889	235	79 Stephen KAIRL (NSW) (2nd)					
3	<u>29.805</u>	<u>41.924</u>	<u>26.684</u>	<u>1:38.413</u>	240	1	56.012	46.004	27.760	2:09.776	
38 Stephen CRAIG (NSW) (3rd)						2	31.477	44.083	28.210	1:43.770	254
1	1:00.641	48.413	29.612	2:18.666		3	31.023	44.741	28.463	1:44.227	254
2	33.223	45.468	28.174	1:46.865	237	4	32.347	43.094	26.690	1:42.131	256
3	31.991	44.780	28.026	1:44.797	242	5	<u>30.531</u>	<u>42.484</u>	<u>26.599</u>	<u>1:39.614</u>	254
4	2:13.424	44.844	27.964	3:26.232	237	89 Stuart WOODBURY (NSW) (22th)					
5	31.626	43.746	28.488	1:43.860	238						

Scott Laing
 Chief Timekeeper - Scott Laing

Tom Williams
 Clerk of Course - Tom Williams





ASBK.COM.AU f t i y

Round 7 : Sydney Motorsport Park : November 1 - 3

SUPERBIKE MASTERS

Qualifying 1

Date: 02/11/19
 Event: Q02
 Weather: Sunny - Temp: 23.2C
 Track: Dry - Temp: 34.7C

Started at: 09:25:01
 Laps: 15 Min
 Starters: 28
 Printed at: 9:58

PROVISIONAL SPLIT TIMES

Lap	Split 1	Split 2	Split 3	Lap Time	Spd	Lap	Split 1	Split 2	Split 3	Lap Time	Spd
1	<u>1:07.567</u>	<u>50.429</u>	<u>30.405</u>	<u>2:28.401</u>		2	35.628	<u>48.223</u>	<u>30.283</u>	<u>1:54.134</u>	213
92 Andrew GARRETT (NSW) (14th)						3	35.315	48.918	30.552	1:54.785	215
1	1:11.471	52.760	31.671	2:35.902		4	<u>34.926</u>	49.036	30.492	1:54.454	209
2	35.094	49.410	30.873	1:55.377	216	147 Greg DAL SANTO (NSW) (12th)					
3	34.814	48.380	<u>30.132</u>	1:53.326	218	1	1:09.734	52.399	31.531	2:33.664	
4	<u>34.608</u>	48.428	30.208	1:53.244	219	2	33.401	46.896	30.912	1:51.209	185
5	34.623	<u>47.580</u>	30.393	<u>1:52.596</u>	218	3	33.686	47.155	31.064	1:51.905	184
97 Stephen WARD (NSW) (6th)						4	33.758	46.260	30.835	1:50.853	184
1	1:07.022	50.132	28.963	2:26.117		5	<u>33.185</u>	46.029	31.455	1:50.669	182
2	32.714	45.125	27.714	1:45.553	241	6	33.240	<u>45.457</u>	<u>30.794</u>	<u>1:49.491</u>	182
3	32.489	45.153	27.761	1:45.403	245	7	34.449	47.338	31.299	1:53.086	183
4	<u>32.067</u>	45.130	27.871	1:45.068	243	612 Gregory JAMES (NSW) (11th)					
5	32.487	<u>44.489</u>	<u>27.514</u>	<u>1:44.490</u>	239	1	1:09.184	49.234	29.675	2:28.093	
99 Anthony BANN (VIC) (10th)						2	33.540	45.885	<u>28.790</u>	1:48.215	221
1	1:05.909	48.621	29.984	2:24.514		3	<u>32.758</u>	<u>45.321</u>	29.388	<u>1:47.467</u>	215
2	33.342	47.306	28.932	1:49.580	233	4	34.682	46.298	29.403	1:50.383	213
3	32.828	45.838	29.128	1:47.794	231	5	33.388	45.420	28.948	1:47.756	206
4	33.787	53.711	32.839	2:00.337	219	816 Darren LARK (VIC) (21th)					
5	<u>32.777</u>	<u>45.157</u>	<u>28.733</u>	<u>1:46.667</u>	232	1	1:15.414	59.978	35.492	2:50.884	
6	40.308	51.685	29.577	2:01.570	226	2	40.262	56.601	33.793	2:10.656	199
107 Roger GUNN (VIC) (8th)						3	39.599	56.348	34.146	2:10.093	201
1	1:10.612	49.416	29.173	2:29.201		4	40.445	54.881	33.629	2:08.955	198
2	34.825	46.223	28.724	1:49.772	231	5	39.648	54.881	33.203	2:07.732	211
3	33.227	45.632	28.497	1:47.356	229	6	<u>38.738</u>	54.113	32.902	2:05.753	204
4	34.242	46.327	29.064	1:49.633	229	7	38.777	<u>53.480</u>	<u>32.343</u>	<u>2:04.600</u>	210
5	<u>33.070</u>	<u>44.701</u>	<u>28.438</u>	<u>1:46.209</u>	224	888 Mark McVEIGH (NSW) (4th)					
6	33.110	45.451	28.817	1:47.378	224	1	54.007	47.180	28.354	2:09.541	
131 Paul RIGNEY (NSW) (20th)						2	32.350	45.147	27.838	1:45.335	242
1	1:11.494	54.449	32.233	2:38.176		3	32.379	45.308	28.128	1:45.815	248
2	<u>35.637</u>	49.899	31.010	<u>1:56.546</u>	220	4	32.995	44.662	<u>27.610</u>	1:45.267	244
3	36.440	<u>49.510</u>	<u>30.850</u>	1:56.800	219	5	31.851	44.085	27.749	1:43.685	247
134 Mark RODDA (NSW) (16th)						6	<u>31.573</u>	<u>44.084</u>	27.685	<u>1:43.342</u>	246
1	1:03.483	52.143	30.767	2:26.393		7	32.411	44.693	28.211	1:45.315	246

The results are provisional until the end of the time limit for protests and appeals.

Scott Laing
 Chief Timekeeper - Scott Laing

Tom Williams
 Clerk of Course - Tom Williams



www.computime.com.au
 COMPUTIME RACE TIMING SYSTEMS PTY LTD





ASBK.COM.AU f t i y

Round 7 : Sydney Motorsport Park : November 1 - 3

SUPERBIKE MASTERS

Qualifying 1

Date: 02/11/19
Event: Q02
Weather: Sunny - Temp: 23.2C
Track: Dry - Temp: 34.7C

Started at: 09:25:01
Laps: 15 Min
Starters: 28
Printed at: 9:58

PROVISIONAL FASTEST LAPS SEQUENCE

Race Time	No	Name	Machine	Fastest Lap	On Lap
2:13.160	79	Stephen KAIRL (NSW)	Yamaha FZR 1040	2:09.776	1
3:54.876	888	Mark McVEIGH (NSW)	Yamaha FZR 1000	1:45.335	1
3:56.930	79	Stephen KAIRL (NSW)	Yamaha FZR 1040	1:43.770	2
5:41.933	37	John ALLEN (QLD)	Yamaha OW31 750	1:38.413	2

The results are provisional until the end of the time limit for protests and appeals.

Chief Timekeeper - Scott Laing

Clerk of Course - Tom Williams



www.computime.com.au
COMPUTIME RACE TIMING SYSTEMS PTY LTD





ASBK.COM.AU f t i y

Round 7 : Sydney Motorsport Park : November 1 - 3

SUPERBIKE MASTERS

Qualifying 1

Date: 02/11/19
 Event: Q02
 Weather: Sunny - Temp: 23.2C
 Track: Dry - Temp: 34.7C


Started at: 09:25:01
 Laps: 15 Min
 Starters: 28
 Printed at: 9:58

PROVISIONAL BEST PARTIAL TIMES

Pos	Split 1		Split 2		Split 3		LAP		Ideal	Fastest
	Name	Time	Name	Time	Name	Time	Name	Time		
1	J. ALLEN	29.805	J. ALLEN	41.924	S. KAIRL	26.599	J. ALLEN	1:38.413	1:38.413	
2	S. KAIRL	30.531	S. KAIRL	42.484	J. ALLEN	26.684	S. KAIRL	1:39.614	1:39.614	
3	S. CRAIG	31.339	S. CRAIG	43.650	S. WARD	27.514	S. CRAIG	1:42.579	1:42.579	
4	S. WEBSTER	31.541	S. WEBSTER	43.786	S. CRAIG	27.590	S. WEBSTER	1:42.974	1:43.643	
5	M. McVEIGH	31.573	M. McVEIGH	44.084	M. McVEIGH	27.610	M. McVEIGH	1:43.267	1:43.342	
6	P. BURKE	31.881	P. BURKE	44.338	S. WEBSTER	27.647	S. WARD	1:44.018	1:44.490	
7	S. WARD	32.015	S. WARD	44.489	R. GUNN	28.438	P. BURKE	1:45.211	1:45.211	
8	A. BANN	32.732	R. GUNN	44.701	M. JOHNSTON	28.668	R. GUNN	1:46.209	1:46.209	
9	G. JAMES	32.758	M. JOHNSTON	44.861	A. BANN	28.733	M. JOHNSTO	1:46.349	1:46.349	
10	M. JOHNSTON	32.820	A. BANN	45.157	G. JAMES	28.790	A. BANN	1:46.622	1:46.667	
11	R. GUNN	33.070	G. JAMES	45.321	P. BURKE	28.992	G. JAMES	1:46.869	1:47.467	
12	G. DAL SANTO	33.185	G. DAL SANTO	45.457	S. HARLEY	29.432	G. DAL SANT	1:49.436	1:49.491	
13	S. HARLEY	33.688	S. HARLEY	47.260	D. ACKLAND	29.464	S. HARLEY	1:50.380	1:50.380	
14	A. GARRETT	34.608	A. GARRETT	47.580	P. POVOLNY	30.092	A. GARRETT	1:52.320	1:52.596	
15	D. ACKLAND	34.841	M. RODDA	48.223	A. GARRETT	30.132	D. ACKLAND	1:52.602	1:52.985	
16	K. WEBB	34.849	G. NAYSMITH	48.232	M. RODDA	30.283	M. RODDA	1:53.432	1:54.134	
17	M. RODDA	34.926	D. ACKLAND	48.297	K. WEBB	30.312	K. WEBB	1:53.742	1:54.173	
18	P. POVOLNY	35.526	K. WEBB	48.581	S. WOODBURY	30.405	P. POVOLNY	1:54.693	1:55.133	
19	G. NAYSMITH	35.536	P. POVOLNY	49.075	G. DAL SANTO	30.794	G. NAYSMITH	1:55.467	1:55.467	
20	P. RIGNEY	35.637	P. RIGNEY	49.510	P. RIGNEY	30.850	P. RIGNEY	1:55.997	1:56.546	
21	D. LARK	38.738	S. WOODBURY	50.429	G. NAYSMITH	31.699	D. LARK	2:04.561	2:04.600	
22	S. WOODBURY	56.944	D. LARK	53.480	D. LARK	32.343	S. WOODBUR	2:17.778	2:28.401	

The results are provisional until the end of the time limit for protests and appeals.


 Chief Timekeeper - Scott Laing






 Clerk of Course - Tom Williams



www.computime.com.au
 COMPUTIME RACE TIMING SYSTEMS PTY LTD





ASBK.COM.AU    

Round 7 : Sydney Motorsport Park : November 1 - 3

SUPERBIKE MASTERS

Qualifying 1

Date: 02/11/19
Event: Q02
Weather: Sunny - Temp: 23.2C
Track: Dry - Temp: 34.7C

Started at: 09:25:01
Laps: 15 Min
Starters: 28
Printed at: 9:58

PROVISIONAL RACE INFORMATION

Time	Description
09:25:01	Event Start
09:37:50	Rider 107 (Roger GUNN) BLACK FLAG - MECHANICAL
09:40:06	Chequered Flag
09:44:01	Event Finish

The results are provisional until the end of the time limit for protests and appeals.


.....
Chief Timekeeper - Scott Laing


.....
Clerk of Course - Tom Williams



www.computime.com.au
COMPUTIME RACE TIMING SYSTEMS PTY LTD

